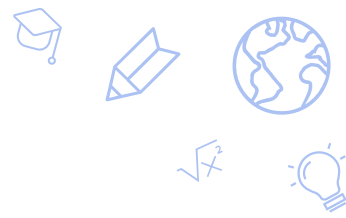




SPCSA Schools Academic Performance

October 13, 2023

Academic Performance



Nevada School Performance Framework

- Issued for all public schools statewide
- “Star Ratings” (1-5 stars)
- Measures include
 - Elementary/Middle: Proficiency, Growth, EL Proficiency, Closing Opportunity Gaps, Chronic Absenteeism
 - High: Proficiency, Graduation Rate, EL Proficiency, Participation and Completion in Post-Secondary Prep Programs, Advanced/CCR Diplomas rate, Chronic Absenteeism, Credit Sufficiency
- NRS 385A.720

SPCSA Academic Performance Framework

- Issued for SPCSA-sponsored schools only
- Four rating levels (Exceeds, Meets, Does Not Meet, Below)
- Measures Include:
 - NSPF Index Score, Geographical Comparison, Enrollment Diversity
- NRS 388A.273

Nevada School Performance Framework (NSPF)

- The federal Every Student Succeeds Act (ESSA) requires each state to use an accountability system to annually rate all public schools within that state. ESSA also requires states to use their accountability system to identify low performing schools and schools with low performing student groups.
- The NSPF meets those requirements by issuing an annual index score and corresponding star rating to schools based on performance in various measures. The NDE uses the NSPF to identify schools with low performance and/or low performing student groups.

Elementary

INDICATOR/MEASURES	POINTS
Academic Achievement Indicator	25
Pooled Proficiency Measure	20
Read-by-Grade-3 Measure	5
Growth Indicator	35
Math Median Growth Percentile (MGP) Measure	10
ELA MGP Measure	10
Math Adequate Growth Percentile (AGP) Measure	7.5
ELA AGP Measure	7.5
English Language Proficiency Indicator	10
WIDA AGP Measure	10
Closing Opportunity Gaps Indicator	20
Math Closing Opportunity Gaps Measure	10
ELA Closing Opportunity Gaps Measure	10
Student Engagement Indicator	10
Chronic Absenteeism Measure	10

Middle

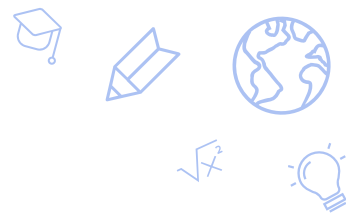
INDICATOR/MEASURES	POINTS
Academic Achievement Indicator	25
Pooled Proficiency Measure	25
Growth Indicator	30
Math Median Growth Percentile (MGP) Measure	10
ELA MGP Measure	10
Math Adequate Growth Percentile (AGP) Measure	5
ELA AGP Measure	5
English Language Proficiency Indicator	10
WIDA AGP Measure	10
Closing Opportunity Gaps Indicator	20
Math Closing Opportunity Gaps Measure	10
ELA Closing Opportunity Gaps Measure	10
Student Engagement Indicator	15
Chronic Absenteeism Measure	10
Academic Learning Plans Measure	2
8 th Grade Credit Requirements (NAC 389) Measure	3

High

INDICATOR/MEASURES	POINTS
Academic Achievement Indicator	25
Math Proficiency Measure	10
ELA Proficiency Measure	10
Science Proficiency Measure	5
Graduation Rates Indicator	30
4-year ACGR Measure	25
5-year ACGR Measure	5
English Language Proficiency Indicator	10
WIDA AGP Measure	10
College and Career Readiness Indicator	25
Post-Secondary Preparation Participation Measure	10
Post-Secondary Preparation Completion Measure	10
Advanced/CCR Diploma Measure	5
Student Engagement Indicator	10
Chronic Absenteeism Measure	5
9 th Grade Credit Sufficiency Measure	5

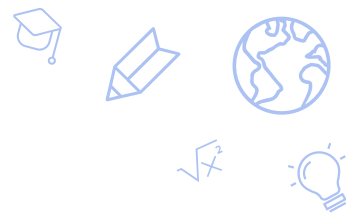
For more information on the NSPF, see the [2021-22 NDE NSPF Manual](#) or the SPCSA NSPF training on the SPCSA website under the [Schools>School Resources](#) area.

Nevada School Performance Framework (NSPF)



- Due to COVID-19, the US Department of Education waived the requirement for states to issue school ratings in the 2019-20 and 2020-21 school years.
 - The NDE provided some NSPF-related data for these years, but they were unofficial / incomplete, and came with various disclaimers regarding the impacts of COVID-19 on learning and low assessment participation rates.
- For the 2021-22 NSPF release, the NDE published NSPF index scores but did not calculate corresponding star ratings. Low performing schools/student groups were not identified.
- For the 2022-23 NSPF release, the NDE resumed standard calculation of NSPF star ratings and identification of low performing schools/student groups.
 - These are the first official NSPF star ratings and school identifications since the 2018-19 school year.

Academic Notices



Any schools demonstrating underperformance (as defined in [NAC 388A.350](#)) that have the potential to trigger revocation proceedings in the next 3-5 years should performance not improve should be issued a formal Notice to ensure the school and board are aware of the concerns ([NRS 388A.300](#) and [388A.330](#)).



Joe Lombardo
Governor

Jhone M. Ebert
Superintendent of
Public Instruction



Southern Nevada Office
2080 E. Flamingo Rd, Ste 210
Las Vegas, Nevada 89119-0811
Phone: (702) 486-6458
Fax: (702) 486-6450

STATE OF NEVADA
DEPARTMENT OF EDUCATION
700 E. Fifth St. | Carson City, Nevada 89701-5096
Phone: (775) 687-9200 | www.doe.nv.gov | Fax: (775) 687-1116

TO: District Superintendents
State Public Charter School Authority

FROM: Jhone M. Ebert, Superintendent of Public Instruction

DATE: September 2023

SUBJECT: SBAC Growth Scores

NDE Memo Regarding Growth Data

The Department of Education has received inquiries related to this year’s Growth scores and the language in the file layout that is provided to all school districts. Based on these inquiries, the Nevada Department of Education (Department) has investigated concerns raised by stakeholders and has identified the root cause of those concerns.

The attached information is intended to provide information around the Growth Measure and the student-level Growth Targets on the Elementary and Middle School preliminary Nevada School Performance Framework (NSPF). It is important to remember that the Nevada Growth Model has not changed; it is the same Nevada Growth Model approved by stakeholders and the United States Department of Education (USD OE) and used in the Nevada School Performance Framework to generate Star Ratings in 2018, 2019, and 2023. The question then can be asked, if the Growth Model has not changed, what might be causing the fluctuations in this year’s Growth scores? The attached document, “Student Growth Targets” details what we are seeing. The two major factors amplifying the data are: 1) substantial non-participation in 2021 and 2) the negative impact on student scores due to pandemic disruptions to testing.

In addition, the Department acknowledges a legitimate concern involving explanatory language found in the file layout. After looking into this, the Department has taken the action needed to modify the explanatory language to address and resolve the concern. As with the calculation criteria already mentioned, this is the same language provided to districts in previous years but only came under question this year because of the visible pandemic related data effects on Growth scores. While this language did not represent an obstacle in calculating Growth scores, it certainly did affect an understanding and interpreting of this year’s Growth scores. We apologize for any confusion this language caused and can confirm this language has already been edited to describe that data point more accurately. The Nevada Growth scores continue to provide an accurate picture of student Growth given the impact of the COVID-19 pandemic.

If needed, please do not hesitate to contact Peter Zutz directly, pzutz@doe.nv.gov. Thank you for your patience and understanding.

cc: Ann Marie Dickson, Deputy Superintendent, Student Achievement Division
Peter Zutz, Director, Peter Zutz, Director, Assessment, Data, and Accountability Management (ADAM)

Attachment



Student Growth Targets

Understanding differences between 2022 and 2023 growth targets on Nevada's SBAC assessments

The pandemic impacted education in numerous ways and its effects are still being felt. Due to the pandemic's impact on student testing in Nevada, one manifestation of the pandemic is showing up as discrepancies in student growth targets based upon the SBAC assessment.

Student growth targets are calculated each year in two ways: Current growth targets and lagged growth targets. Current growth targets indicate the growth needed for a student to reach or maintain proficiency within three years or by eighth grade starting from their current score. Lagged growth targets indicate the growth needed for a student to reach or maintain proficiency within three years or by eighth grade starting from their prior score. Both targets use student growth percentile (SGP) growth norms in the calculation. Because growth norms can change from year-to-year, growth targets can change solely because the growth of students in the state has changed.

This is what occurred when discrepancies were noted by practitioners between current growth targets from 2022 and lagged growth targets from 2023. If growth norms did not change between years, then the current growth targets from 2022 would equal the lagged growth targets from 2023. One manifestation of the pandemic was to distort the growth norms in 2022 leading to these discrepancies between student growth targets in 2022 and 2023.

Growth norms in 2022 were distorted because of two-factors:

- Substantial non-participation in 2021
- Negative impact on 2021 student scores due to pandemic disruptions to testing

Both factors contributed to a scenario where the SGP growth norms calculated in 2022 presented a picture of student growth that over-estimated what would have been observed had the pandemic disruptions not occurred. Simply, because of test participation and other testing factors, students in the state appeared to be learning at faster rates than they really were. When those student growth norms were used to produce student growth targets, the results were targets that were, in reality, too low. Had norms that accurately captured student growth in the state been available, targets would have been higher.

And this is exactly what happened when moving forward a year to 2023. With student growth norms available from 2023 representing more normal education and testing conditions, we have student growth norms that more accurately reflect the learning of students in Nevada. Absent the inflated norms from 2022, we see higher growth targets in 2023.

It is important to note that the trajectory for students to reach proficiency hasn't changed, only our interpretation of the difficulty (the student growth target tells us the difficulty of hitting our target) of maintaining that trajectory. In 2024, with student growth norms stabilizing, discrepancies between current targets in 2023 and lagged targets in 2024 should be minimal.

Bullet Points

- Differences between 2022 and 2023 targets are the result of different growth norms used to create the targets in 2022 versus 2023. Growth norms model the relationship between a student's current and prior achievement scores. The student growth targets associated with the trajectories depend upon the growth norms.
- 2021 to 2022 growth norms over-estimated student progress resulting in lower targets. This was the result of substantial non-participation on assessments in 2021 and the negative impact on 2021 student scores due to pandemic disruptions to testing.
- 2022 to 2023 student growth norms saw a return to more normal rates of student growth leading to higher targets.

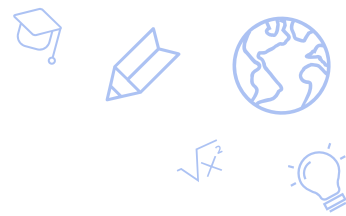
NDE Guidance Related to the SBAC Growth Scores for 2023

Academic Notices



- Academic notices were issued by the Authority in the 2017-18 and 2018-19 school years to schools receiving a one- or two-star rating in the corresponding year's NSPF.
- This year, the Authority should consider:
 - A possible **one-time exception** to the standard academic notice criteria of a one or two-star rating in the NSPF.
 - Incorporating the SPCSA Academic Performance Framework into academic notice criteria, as authorized by [NAC 388A.350](#).
 - Lifting existing academic notices for schools that received a three-star or higher rating in the 2023 NSPF AND Meets or Exceeds Standard in the SPCSA Academic Performance Framework.
 - Maintaining existing academic notices for schools that did not achieve a three-star or higher rating in the 2023 NSPF AND Meets or Exceeds Standard in the SPCSA Academic Performance Framework.

Academic Notices



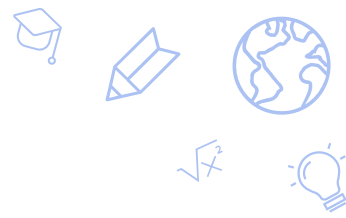
OPTION 1

- Issue notices to any schools demonstrating underperformance (schools with a 1- or 2-star NSPF rating AND Below or Does Not Meet Standard in the SPCSA Academic Performance Framework).
- Lift existing academic notices for schools that received a three-star or higher rating in the 2023 NSPF AND Meets or Exceeds Standard in the SPCSA Academic Performance Framework.

Considerations:

- A total of 31 schools would be issued a notice under this option.
- This method is generally aligned with past practice, including the most recent notices issued using the 2018-19 NSPF data.
- Although the NSPF growth data continue to reflect current academic performance in Nevada and at SPCSA schools, there were notable fluctuations. Schools may dispute notices issued, especially if score(s) are close to 3-star /Meets Standard criteria.

Academic Notices



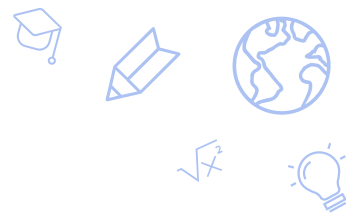
OPTION 2

- Issue no new notices.
- Lift existing academic notices for schools that received a three-star or higher rating in the 2023 NSPF AND Meets or Exceeds Standard in the SPCSA Academic Performance Framework.

Considerations:

- Schools are still experiencing pandemic-related disruptions.
- Although the NSPF growth data continue to reflect current academic performance in Nevada and at SPCSA schools, there were notable fluctuations.
- This option acknowledges the pandemic and growth data disruptions but further delays Authority accountability and oversight of schools with academic performance concerns.

Academic Notices



OPTION 3* –

- Issue notices to schools with a 1-star NSPF rating AND Below Standard in the SPCSA Academic Performance Framework.
- Lift existing academic notices for schools that received a three-star or higher rating in the 2023 NSPF AND Meets or Exceeds Standard in the SPCSA Academic Performance Framework.

Considerations:

- A total of 5 schools would be issued a notice under this option.
- Although the NSPF growth data continue to reflect current academic performance in Nevada and at SPCSA schools, there were notable fluctuations. Schools may challenge Notices, but this may be less likely as schools at these levels demonstrate significant performance challenges.
- This option acknowledges the pandemic and growth data disruptions and allows the Authority to identify and hold accountable schools with the most significant academic performance concerns.

***Option 3 is the option staff recommends.** 11



Proposed Motion

Proposed Motion: Approve the recommendation of SPCSA staff to:

- Issue a Notice to schools with a 1-star NSPF rating AND Below Standard in the SPCSA Academic Performance Framework and
- Lift the notice of any school who was previously on notice and is now rated 3-stars or higher on the NSPF AND Meets or Exceeds Standard in the SPCSA Academic Performance Framework

Thank you!

charterschools.nv.gov

